



Series MF1206 Polypropylene Ultra Pulse Snubber

Features: Flame retardant to UL94, internal series construction of double-sided metallized carrier, foil contact plates, “self healing” metallized dielectric, high current/pulsing capabilities (see dv/dt table).
Packaging: Axial wrap and fill (TC, TF), radial lead box (EFR).

Specifications

1) Temperature Range

-55°C to 85°C at rated voltage to
105°C with 25% voltage derating.

2) Capacitance

0.001 μ F to 0.039 μ F

3) Dielectric Strength

At 25°C, 160% of rated voltage for 10
seconds.

4) Insulation Resistance

At 25°C with maximum 2 minutes charge at
rated voltage, but no greater than 500 VDC.
The minimum IR shall be 200,000 Megohm-
Microfarads, but need not exceed 250,000
Megohms.

5) Humidity Resistance

MIL-STD. 202C, Method 103B.

6) Dissipation Factor

Shall be 0.1% max. at 25°C at 1kHz.

7) Life Test

Will withstand the application of 140% rated voltage
at 85°C for 250 hours with not more than one failure
in 12 permitted.

8) dV/dT:

Rated DC Voltage	Body Length (inches)		
	.709-.750	.968-1.04	1.19-1.26
1000	4500	2000	1000
1250	5500	2400	1000
1600	7500	5000	3000
2000	9500	6000	4500

Catalog Nomenclature

*** 1 3 0 6 E F R - 3 - . 0 0 1 - 1 - 5**

Case Code:

TC - Wrap & Fill - Round - Axial
 TF - Wrap & Fill - Flat - Axial
 EC - Epoxy Case - Round - Axial
 EFR - Epoxy Case - Flat - Radial
 DFR - Dipped Construction - Flat - Radial
 HS - Hermetically Sealed

Dielectric Code:

1206 - Polypropylene/Foil
 1213 - Metallized Polypropylene
 1306 - Polyester/Foil
 1313 - Metallized Polyester
 1613 - Metallized Polycarbonate
 1906 - Polystyrene/Foil
 2113 - Metallized Polyphenylene Sulfide

Size Code:

3 - Standard
 2 - Miniature (1313DFR Series Only)
 X - Non-standard
 Or one letter case code

Capacitance:

In microfarads (μ F)

Voltage:

.35 - 35 VDC
 0 - 50 VDC
 1 - 100 VDC
 2 - 200 VDC
 3 - 300 VDC
 4 - 400 VDC
 10 - 1000 VDC
 1.6K - 1600VDC
 Etc.

Tolerance:

1 - 1%
 2 - 2%
 5 - 5%
 Etc.

*** Options**

The following options are available from EFC by specifying the appropriate prefix.

- A - Aluminum foil electrodes
- T - Tin foil electrodes
- HV - High voltage DC applications
- AC - AC voltage rated applications
- MF - Metallized and foil hybrid for maximum pulse current applications
- M - Dual metallized design for pulse current applications
- SP - Low ESR, high RMS current applications
- PC - Direct mount terminals for high current filter applications
- FT - Feed thru filter applications
- RC - Resistor capacitor suppressors

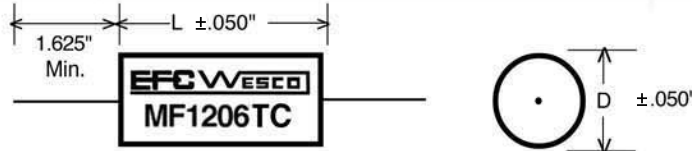


Please consult factory for special requirements, including non-standard values and sizes

MF1206TC Tubular Wrap & Fill

Polypropylene Snubber Capacitors

Lead Spec.
Tinned Copperweld
Under .250D = 24 AWG
.250 - .440D = 22AWG
Above .440D = 20 AWG



Dimensions and Ratings

Cap.	1000 VDC / 350 VAC		
µF	Part #	D in. (mm)	L in. (mm)
.001	MF1206TC-3-.001-10-*	.210 (5.4)	.750 (19.1)
.0012	MF1206TC-3-.0012-10-*	.230 (5.9)	.750 (19.1)
.0015	MF1206TC-3-.0015-10-*	.260 (6.5)	.750 (19.1)
.0022	MF1206TC-3-.0022-10-*	.310 (8.0)	.750 (19.1)
.0027	MF1206TC-3-.0027-10-*	.340 (8.7)	.750 (19.1)
.0033	MF1206TC-3-.0033-10-*	.380 (9.7)	.750 (19.1)
.0039	MF1206TC-3-.0039-10-*	.240 (6.1)	.970 (24.6)
.0047	MF1206TC-3-.0047-10-*	.260 (6.6)	.970 (24.6)
.0056	MF1206TC-3-.0056-10-*	.280 (7.2)	.970 (24.6)
.0068	MF1206TC-3-.0068-10-*	.310 (7.9)	.970 (24.6)
.0082	MF1206TC-3-.0082-10-*	.340 (8.8)	.970 (24.6)
.01	MF1206TC-3-.01-10-*	.380 (9.6)	.970 (24.6)
.012	MF1206TC-3-.012-10-*	.410 (10.4)	.970 (24.6)
.015	MF1206TC-3-.015-10-*	.460 (11.6)	.970 (24.6)
.018	MF1206TC-3-.018-10-*	.500 (12.8)	.970 (24.6)
.022	MF1206TC-3-.022-10-*	.480 (12.1)	1.190 (30.2)
.027	MF1206TC-3-.027-10-*	.530 (13.3)	1.190 (30.2)
.033	MF1206TC-3-.033-10-*	.580 (14.7)	1.190 (30.2)
.039	MF1206TC-3-.039-10-*	.630 (15.9)	1.190 (30.2)

Cap.	1250 VDC / 400 VAC		
µF	Part #	D in. (mm)	L in. (mm)
.001	MF1206TC-3-.001-1.25K-*	.240 (6.1)	.750 (19.1)
.0012	MF1206TC-3-.0012-1.25K-*	.260 (6.6)	.750 (19.1)
.0015	MF1206TC-3-.0015-1.25K-*	.290 (7.3)	.750 (19.1)
.0022	MF1206TC-3-.0022-1.25K-*	.340 (8.7)	.750 (19.1)
.0027	MF1206TC-3-.0027-1.25K-*	.240 (6.1)	.968 (24.6)
.0033	MF1206TC-3-.0033-1.25K-*	.260 (6.7)	.968 (24.6)
.0039	MF1206TC-3-.0039-1.25K-*	.290 (7.4)	.968 (24.6)
.0047	MF1206TC-3-.0047-1.25K-*	.320 (8.0)	.968 (24.6)
.0056	MF1206TC-3-.0056-1.25K-*	.340 (8.7)	.968 (24.6)
.0068	MF1206TC-3-.0068-1.25K-*	.370 (9.4)	.968 (24.6)
.0082	MF1206TC-3-.0082-1.25K-*	.410 (10.4)	.968 (24.6)
.01	MF1206TC-3-.01-1.25K-*	.430 (10.8)	.968 (24.6)
.012	MF1206TC-3-.012-1.25K-*	.460 (11.7)	.968 (24.6)
.015	MF1206TC-3-.015-1.25K-*	.470 (11.9)	1.190 (30.2)
.018	MF1206TC-3-.018-1.25K-*	.520 (13.1)	1.190 (30.2)
.022	MF1206TC-3-.022-1.25K-*	.570 (14.4)	1.190 (30.2)
.027	MF1206TC-3-.027-1.25K-*	.620 (15.8)	1.190 (30.2)

Cap.	1600 VDC / 500 VAC		
µF	Part #	D in. (mm)	L in. (mm)
.001	MF1206TC-3-.001-1.6K-*	.310 (7.9)	.750 (19.1)
.0012	MF1206TC-3-.0012-1.6K-*	.330 (8.5)	.750 (19.1)
.0015	MF1206TC-3-.0015-1.6K-*	.360 (9.2)	.750 (19.1)
.0022	MF1206TC-3-.0022-1.6K-*	.260 (6.5)	.968 (24.6)
.0027	MF1206TC-3-.0027-1.6K-*	.280 (7.1)	.968 (24.6)
.0033	MF1206TC-3-.0033-1.6K-*	.320 (8.0)	.968 (24.6)
.0039	MF1206TC-3-.0039-1.6K-*	.340 (8.6)	.968 (24.6)
.0047	MF1206TC-3-.0047-1.6K-*	.380 (9.5)	.968 (24.6)
.0056	MF1206TC-3-.0056-1.6K-*	.410 (10.3)	.968 (24.6)
.0068	MF1206TC-3-.0068-1.6K-*	.450 (11.5)	.968 (24.6)
.0082	MF1206TC-3-.0082-1.6K-*	.490 (12.5)	.968 (24.6)
.01	MF1206TC-3-.01-1.6K-*	.470 (11.8)	.968 (24.6)
.012	MF1206TC-3-.012-1.6K-*	.510 (12.8)	.968 (24.6)
.015	MF1206TC-3-.015-1.6K-*	.560 (14.2)	1.190 (30.2)
.018	MF1206TC-3-.018-1.6K-*	.610 (15.4)	1.190 (30.2)

Cap.	2000 VDC / 560 VAC		
µF	Part #	D in. (mm)	L in. (mm)
.001	MF1206TC-3-.001-2.0K-*	.250 (6.3)	.750 (19.1)
.0012	MF1206TC-3-.0012-2.0K-*	.260 (6.6)	.750 (19.1)
.0015	MF1206TC-3-.0015-2.0K-*	.280 (7.1)	.750 (19.1)
.0022	MF1206TC-3-.0022-2.0K-*	.320 (8.2)	.968 (24.6)
.0027	MF1206TC-3-.0027-2.0K-*	.350 (8.8)	.968 (24.6)
.0033	MF1206TC-3-.0033-2.0K-*	.380 (9.6)	.968 (24.6)
.0039	MF1206TC-3-.0039-2.0K-*	.400 (10.3)	.968 (24.6)
.0047	MF1206TC-3-.0047-2.0K-*	.440 (11.1)	.968 (24.6)
.0056	MF1206TC-3-.0056-2.0K-*	.470 (12.0)	.968 (24.6)
.0068	MF1206TC-3-.0068-2.0K-*	.510 (13.1)	.968 (24.6)
.0082	MF1206TC-3-.0082-2.0K-*	.480 (12.1)	1.190 (30.2)
.01	MF1206TC-3-.01-2.0K-*	.520 (13.2)	1.190 (30.2)
.012	MF1206TC-3-.012-2.0K-*	.570 (14.4)	1.190 (30.2)
.015	MF1206TC-3-.015-2.0K-*	.630 (15.9)	1.190 (30.2)

* - Please insert appropriate tolerance code

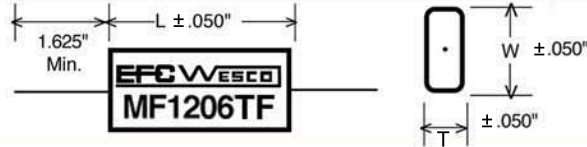


Please consult factory for special requirements, including non-standard values and sizes

MF1206TF Oval Wrap & Fill

Polypropylene Snubber Capacitors

Lead Spec.
Tinned Copperweld
Under .190T = 24 AWG
.190 - .380T = 22AWG
Above .380T = 20 AWG



Dimensions and Ratings

Cap.	1000 VDC / 350 VAC			
μF	Part #	T in. (mm)	W in. (mm)	L in. (mm)
.001	MF1206TF-3-.001-10-*	.130 (3.4)	.260 (6.6)	.750 (19.1)
.0012	MF1206TF-3-.0012-10-*	.150 (3.9)	.280 (7.1)	.750 (19.1)
.0015	MF1206TF-3-.0015-10-*	.189 (4.5)	.300 (7.7)	.750 (19.1)
.0022	MF1206TF-3-.0022-10-*	.210 (5.3)	.370 (9.5)	.750 (19.1)
.0027	MF1206TF-3-.0027-10-*	.240 (6.0)	.400 (10.3)	.750 (19.1)
.0033	MF1206TF-3-.0033-10-*	.269 (6.5)	.450 (11.5)	.750 (19.1)
.0039	MF1206TF-3-.0039-10-*	.160 (4.1)	.290 (7.3)	.970 (24.6)
.0047	MF1206TF-3-.0047-10-*	.180 (4.6)	.310 (7.8)	.970 (24.6)
.0056	MF1206TF-3-.0056-10-*	.200 (5.1)	.330 (7.8)	.970 (24.6)
.0068	MF1206TF-3-.0068-10-*	.230 (5.8)	.350 (9.0)	.970 (24.6)
.0082	MF1206TF-3-.0082-10-*	.240 (6.1)	.410 (10.3)	.970 (24.6)
.01	MF1206TF-3-.01-10-*	.270 (6.9)	.440 (11.1)	.970 (24.6)
.012	MF1206TF-3-.012-10-*	.300 (7.7)	.470 (12.0)	.970 (24.6)
.015	MF1206TF-3-.015-10-*	.350 (8.9)	.520 (13.1)	.970 (24.6)
.018	MF1206TF-3-.018-10-*	.380 (9.6)	.570 (14.6)	.970 (24.6)
.022	MF1206TF-3-.022-10-*	.370 (9.4)	.540 (13.6)	1.190 (30.2)
.027	MF1206TF-3-.027-10-*	.420 (9.7)	.590 (14.9)	1.190 (30.2)
.033	MF1206TF-3-.033-10-*	.470 (12.0)	.640 (16.2)	1.190 (30.2)
.039	MF1206TF-3-.039-10-*	.520 (13.2)	.690 (17.5)	1.190 (30.2)

Cap.	1250 VDC / 400 VAC			
μF	Part #	T in. (mm)	W in. (mm)	L in. (mm)
.001	MF1206TF-3-.001-1.25K-*	.160 (4.1)	.290 (7.2)	.750 (19.1)
.0012	MF1206TF-3-.0012-1.25K-*	.180 (4.6)	.300 (7.7)	.750 (19.1)
.0015	MF1206TF-3-.0015-1.25K-*	.210 (5.2)	.330 (8.4)	.750 (19.1)
.0022	MF1206TF-3-.0022-1.25K-*	.260 (6.6)	.390 (9.8)	.750 (19.1)
.0027	MF1206TF-3-.0027-1.25K-*	.160 (4.1)	.290 (7.3)	.968 (24.6)
.0033	MF1206TF-3-.0033-1.25K-*	.180 (4.6)	.310 (7.8)	.968 (24.6)
.0039	MF1206TF-3-.0039-1.25K-*	.190 (4.7)	.350 (8.9)	.968 (24.6)
.0047	MF1206TF-3-.0047-1.25K-*	.210 (5.3)	.380 (9.6)	.968 (24.6)
.0056	MF1206TF-3-.0056-1.25K-*	.230 (6.0)	.400 (10.2)	.968 (24.6)
.0068	MF1206TF-3-.0068-1.25K-*	.270 (6.8)	.430 (11.0)	.968 (24.6)
.0082	MF1206TF-3-.0082-1.25K-*	.290 (7.3)	.480 (12.2)	.968 (24.6)
.01	MF1206TF-3-.01-1.25K-*	.300 (7.6)	.500 (12.6)	.968 (24.6)
.012	MF1206TF-3-.012-1.25K-*	.340 (8.6)	.530 (13.6)	.968 (24.6)
.015	MF1206TF-3-.015-1.25K-*	.340 (8.6)	.540 (13.7)	1.190 (30.2)
.018	MF1206TF-3-.018-1.25K-*	.360 (9.2)	.610 (15.4)	1.190 (30.2)
.022	MF1206TF-3-.022-1.25K-*	.410 (10.4)	.650 (16.6)	1.190 (30.2)
.027	MF1206TF-3-.027-1.25K-*	.470 (11.8)	.710 (18.0)	1.190 (30.2)

Cap.	1600 VDC / 500 VAC			
μF	Part #	T in. (mm)	W in. (mm)	L in. (mm)
.001	MF1206TF-3-.001-1.6K-*	.160 (3.9)	.400 (10.2)	.750 (19.1)
.0012	MF1206TF-3-.0012-1.6K-*	.180 (4.5)	.420 (10.7)	.750 (19.1)
.0015	MF1206TF-3-.0015-1.6K-*	.210 (5.3)	.450 (11.5)	.750 (19.1)
.0022	MF1206TF-3-.0022-1.6K-*	.180 (4.5)	.300 (7.7)	.968 (24.6)
.0027	MF1206TF-3-.0027-1.6K-*	.200 (5.1)	.330 (8.3)	.968 (24.6)
.0033	MF1206TF-3-.0033-1.6K-*	.210 (5.3)	.380 (9.6)	.968 (24.6)
.0039	MF1206TF-3-.0039-1.6K-*	.230 (5.9)	.400 (10.2)	.968 (24.6)
.0047	MF1206TF-3-.0047-1.6K-*	.250 (6.4)	.450 (11.4)	.968 (24.6)
.0056	MF1206TF-3-.0056-1.6K-*	.280 (7.1)	.480 (12.1)	.968 (24.6)
.0068	MF1206TF-3-.0068-1.6K-*	.300 (7.5)	.540 (13.8)	.968 (24.6)
.0082	MF1206TF-3-.0082-1.6K-*	.340 (8.5)	.580 (14.7)	.968 (24.6)
.01	MF1206TF-3-.01-1.6K-*	.310 (7.9)	.550 (14.1)	.968 (24.6)
.012	MF1206TF-3-.012-1.6K-*	.350 (8.9)	.590 (15.1)	.968 (24.6)
.015	MF1206TF-3-.015-1.6K-*	.400 (10.2)	.650 (16.4)	1.190 (30.2)
.018	MF1206TF-3-.018-1.6K-*	.450 (11.5)	.700 (17.7)	1.190 (30.2)

Cap.	2000 VDC / 560 VAC			
μF	Part #	T in. (mm)	W in. (mm)	L in. (mm)
.001	MF1206TF-3-.001-2.0K-*	.130 (3.3)	.370 (9.5)	.750 (19.1)
.0012	MF1206TF-3-.0012-2.0K-*	.130 (3.3)	.370 (9.5)	.750 (19.1)
.0015	MF1206TF-3-.0015-2.0K-*	.130 (3.3)	.370 (9.5)	.750 (19.1)
.0022	MF1206TF-3-.0022-2.0K-*	.170 (4.2)	.410 (10.4)	.968 (24.6)
.0027	MF1206TF-3-.0027-2.0K-*	.190 (4.9)	.440 (11.1)	.968 (24.6)
.0033	MF1206TF-3-.0033-2.0K-*	.220 (5.6)	.470 (11.8)	.968 (24.6)
.0039	MF1206TF-3-.0039-2.0K-*	.250 (6.3)	.490 (12.5)	.968 (24.6)
.0047	MF1206TF-3-.0047-2.0K-*	.280 (7.1)	.530 (13.4)	.968 (24.6)
.0056	MF1206TF-3-.0056-2.0K-*	.320 (8.0)	.560 (14.2)	.968 (24.6)
.0068	MF1206TF-3-.0068-2.0K-*	.360 (9.1)	.600 (15.3)	.968 (24.6)
.0082	MF1206TF-3-.0082-2.0K-*	.320 (8.1)	.570 (14.4)	.968 (24.6)
.01	MF1206TF-3-.01-2.0K-*	.360 (9.3)	.610 (15.5)	.968 (24.6)
.012	MF1206TF-3-.012-2.0K-*	.410 (10.4)	.650 (16.6)	.968 (24.6)
.015	MF1206TF-3-.015-2.0K-*	.470 (12.0)	.720 (18.2)	1.190 (30.2)

* - Please insert appropriate tolerance code



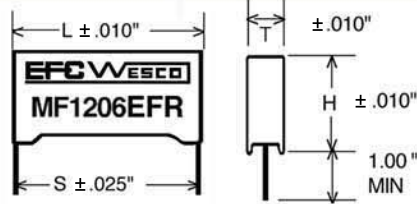
Please consult factory for special requirements, including non-standard values and sizes

MF1206EFR
Rectangular Plastic Case
(Radial Leads)

**Polypropylene
Snubber Capacitors**

Lead Spec.
Tinned Copperweld
B through E cases: 22 AWG
F through Q cases: 20 AWG

Dimensions and Ratings



Cap.		1000 VDC / 350 VAC			
µF	Part #	T in. (mm)	L in. (mm)	H in. (mm)	S in. (mm)
.001	MF1206EFR-F-.001-10-*	.197 (5.0)	.709 (18.0)	.433 (11.0)	.591 (15.0)
.0012	MF1206EFR-F-.0012-10-*	.197 (5.0)	.709 (18.0)	.433 (11.0)	.591 (15.0)
.0015	MF1206EFR-F-.0015-10-*	.197 (5.0)	.709 (18.0)	.433 (11.0)	.591 (15.0)
.0022	MF1206EFR-G-.0022-10-*	.236 (6.0)	.709 (18.0)	.472 (12.0)	.591 (15.0)
.0027	MF1206EFR-H-.0027-10-*	.295 (7.5)	.709 (18.0)	.531 (13.5)	.591 (15.0)
.0033	MF1206EFR-H-.0033-10-*	.295 (7.5)	.709 (18.0)	.531 (13.5)	.591 (15.0)
.0039	MF1206EFR-J-.0039-10-*	.236 (6.0)	1.04 (26.5)	.591 (15.0)	.787 (20.0)
.0039	MF1206EFR-L-.0039-10-*	.236 (6.0)	1.04 (26.5)	.591 (15.0)	.886 (22.5)
.0047	MF1206EFR-J-.0047-10-*	.236 (6.0)	1.04 (26.5)	.591 (15.0)	.787 (20.0)
.0047	MF1206EFR-L-.0047-10-*	.236 (6.0)	1.04 (26.5)	.591 (15.0)	.886 (22.5)
.0056	MF1206EFR-J-.0056-10-*	.236 (6.0)	1.04 (26.5)	.591 (15.0)	.787 (20.0)
.0056	MF1206EFR-L-.0056-10-*	.236 (6.0)	1.04 (26.5)	.591 (15.0)	.886 (22.5)
.0068	MF1206EFR-L-.0068-10-*	.236 (6.0)	1.04 (26.5)	.591 (15.0)	.787 (20.0)
.0068	MF1206EFR-L-.0068-10-*	.236 (6.0)	1.04 (26.5)	.591 (15.0)	.886 (22.5)
.0082	MF1206EFR-K-.0082-10-*	.276 (7.0)	1.04 (26.5)	.630 (16.0)	.787 (20.0)
.0082	MF1206EFR-M-.0082-10-*	.276 (7.0)	1.04 (26.5)	.630 (16.0)	.886 (22.5)
.01	MF1206EFR-K-.01-10-*	.276 (7.0)	1.04 (26.5)	.630 (16.0)	.787 (20.0)
.01	MF1206EFR-M-.01-10-*	.276 (7.0)	1.04 (26.5)	.630 (16.0)	.886 (22.5)
.012	MF1206EFR-N-.012-10-*	.335 (8.5)	1.04 (26.5)	.642 (16.3)	.886 (22.5)
.015	MF1206EFR-O-.015-10-*	.394 (10.0)	1.04 (26.5)	.748 (19.0)	.886 (22.5)
.018	MF1206EFR-O-.018-10-*	.394 (10.0)	1.04 (26.5)	.748 (19.0)	.886 (22.5)
.022	MF1206EFR-P-.022-10-*	.433 (11.0)	1.26 (32.0)	.787 (20.0)	1.08 (27.5)
.027	MF1206EFR-P-.027-10-*	.433 (11.0)	1.26 (32.0)	.787 (20.0)	1.08 (27.5)
.033	MF1206EFR-Q-.033-10-*	.512 (13.0)	1.26 (32.0)	.866 (22.0)	1.08 (27.5)
.039	MF1206EFR-Q-.039-10-*	.512 (13.0)	1.26 (32.0)	.866 (22.0)	1.08 (27.5)

Cap.		1250 VDC / 400 VAC			
µF	Part #	T in. (mm)	L in. (mm)	H in. (mm)	S in. (mm)
.001	MF1206EFR-F-.001-1.25K-*	.197 (5.0)	.709 (18.0)	.433 (11.0)	.591 (15.0)
.0012	MF1206EFR-F-.0012-1.25K-*	.197 (5.0)	.709 (18.0)	.433 (11.0)	.591 (15.0)
.0015	MF1206EFR-G-.0015-1.25K-*	.236 (6.0)	.709 (18.0)	.472 (12.0)	.591 (15.0)
.0022	MF1206EFR-H-.0022-1.25K-*	.295 (7.5)	.709 (18.0)	.531 (13.5)	.591 (15.0)
.0027	MF1206EFR-J-.0027-1.25K-*	.236 (6.0)	1.04 (26.5)	.591 (15.0)	.787 (20.0)
.0027	MF1206EFR-L-.0027-1.25K-*	.236 (6.0)	1.04 (26.5)	.591 (15.0)	.886 (22.5)
.0033	MF1206EFR-J-.0033-1.25K-*	.236 (6.0)	1.04 (26.5)	.591 (15.0)	.787 (20.0)
.0033	MF1206EFR-L-.0033-1.25K-*	.236 (6.0)	1.04 (26.5)	.591 (15.0)	.886 (22.5)
.0039	MF1206EFR-J-.0039-1.25K-*	.236 (6.0)	1.04 (26.5)	.591 (15.0)	.787 (20.0)
.0039	MF1206EFR-L-.0039-1.25K-*	.236 (6.0)	1.04 (26.5)	.591 (15.0)	.886 (22.5)
.0047	MF1206EFR-J-.0047-1.25K-*	.236 (6.0)	1.04 (26.5)	.591 (15.0)	.787 (20.0)
.0047	MF1206EFR-L-.0047-1.25K-*	.236 (6.0)	1.04 (26.5)	.591 (15.0)	.886 (22.5)
.0056	MF1206EFR-L-.0056-1.25K-*	.276 (7.0)	1.04 (26.5)	.630 (16.0)	.787 (20.0)
.0056	MF1206EFR-M-.0056-1.25K-*	.276 (7.0)	1.04 (26.5)	.630 (16.0)	.886 (22.5)
.0068	MF1206EFR-N-.0068-1.25K-*	.335 (8.5)	1.04 (26.5)	.642 (16.3)	.886 (22.5)
.0082	MF1206EFR-N-.0082-1.25K-*	.335 (8.5)	1.04 (26.5)	.642 (16.3)	.886 (22.5)
.01	MF1206EFR-O-.01-1.25K-*	.394 (10.0)	1.04 (26.5)	.748 (19.0)	.886 (22.5)
.012	MF1206EFR-O-.012-1.25K-*	.394 (10.0)	1.04 (26.5)	.748 (19.0)	.886 (22.5)
.015	MF1206EFR-P-.015-1.25K-*	.433 (11.0)	1.26 (32.0)	.787 (20.0)	1.08 (27.5)
.018	MF1206EFR-P-.018-1.25K-*	.433 (11.0)	1.26 (32.0)	.787 (20.0)	1.08 (27.5)
.022	MF1206EFR-Q-.022-1.25K-*	.512 (13.0)	1.26 (32.0)	.866 (22.0)	1.08 (27.5)
.027	MF1206EFR-Q-.027-1.25K-*	.512 (13.0)	1.26 (32.0)	.866 (22.0)	1.08 (27.5)

Cap.		1600 VDC / 500 VAC			
µF	Part #	T in. (mm)	L in. (mm)	H in. (mm)	S in. (mm)
.001	MF1206EFR-G-.001-1.6K-*	.236 (6.0)	.709 (18.0)	.472 (12.0)	.591 (15.0)
.0012	MF1206EFR-G-.0012-1.6K-*	.236 (6.0)	.709 (18.0)	.472 (12.0)	.591 (15.0)
.0015	MF1206EFR-H-.0015-1.6K-*	.295 (7.5)	.709 (18.0)	.531 (13.5)	.591 (15.0)
.0022	MF1206EFR-J-.0022-1.6K-*	.236 (6.0)	1.04 (26.5)	.591 (15.0)	.787 (20.0)
.0022	MF1206EFR-L-.0022-1.6K-*	.236 (6.0)	1.04 (26.5)	.591 (15.0)	.886 (22.5)
.0027	MF1206EFR-J-.0027-1.6K-*	.236 (6.0)	1.04 (26.5)	.591 (15.0)	.787 (20.0)
.0027	MF1206EFR-L-.0027-1.6K-*	.236 (6.0)	1.04 (26.5)	.591 (15.0)	.886 (22.5)
.0033	MF1206EFR-J-.0033-1.6K-*	.236 (6.0)	1.04 (26.5)	.591 (15.0)	.787 (20.0)
.0033	MF1206EFR-L-.0033-1.6K-*	.236 (6.0)	1.04 (26.5)	.591 (15.0)	.886 (22.5)
.0039	MF1206EFR-K-.0039-1.6K-*	.276 (7.0)	1.04 (26.5)	.630 (16.0)	.787 (20.0)
.0039	MF1206EFR-M-.0039-1.6K-*	.276 (7.0)	1.04 (26.5)	.630 (16.0)	.886 (22.5)
.0047	MF1206EFR-K-.0047-1.6K-*	.276 (7.0)	1.04 (26.5)	.630 (16.0)	.787 (20.0)
.0047	MF1206EFR-M-.0047-1.6K-*	.276 (7.0)	1.04 (26.5)	.630 (16.0)	.886 (22.5)
.0056	MF1206EFR-N-.0056-1.6K-*	.335 (8.5)	1.04 (26.5)	.642 (16.3)	.886 (22.5)
.0068	MF1206EFR-N-.0068-1.6K-*	.335 (8.5)	1.04 (26.5)	.642 (16.3)	.886 (22.5)
.0082	MF1206EFR-O-.0082-1.6K-*	.394 (10.0)	1.04 (26.5)	.748 (19.0)	.886 (22.5)
.01	MF1206EFR-P-.01-1.6K-*	.433 (11.0)	1.26 (32.0)	.787 (20.0)	1.08 (27.5)
.012	MF1206EFR-P-.012-1.6K-*	.433 (11.0)	1.26 (32.0)	.787 (20.0)	1.08 (27.5)
.015	MF1206EFR-Q-.015-1.6K-*	.512 (13.0)	1.26 (32.0)	.866 (22.0)	1.08 (27.5)
.018	MF1206EFR-Q-.018-1.6K-*	.512 (13.0)	1.26 (32.0)	.866 (22.0)	1.08 (27.5)

Cap.		2000 VDC / 560 VAC			
µF	Part #	T in. (mm)	L in. (mm)	H in. (mm)	S in. (mm)
.001	MF1206EFR-J-.001-2.0K-*	.236 (6.0)	1.04 (26.5)	.591 (15.0)	.787 (20.0)
.001	MF1206EFR-L-.001-2.0K-*	.236 (6.0)	1.04 (26.5)	.591 (15.0)	.886 (22.5)
.0012	MF1206EFR-J-.0012-2.0K-*	.236 (6.0)	1.04 (26.5)	.591 (15.0)	.787 (20.0)
.0012	MF1206EFR-L-.0012-2.0K-*	.236 (6.0)	1.04 (26.5)	.591 (15.0)	.886 (22.5)
.0015	MF1206EFR-J-.0015-2.0K-*	.236 (6.0)	1.04 (26.5)	.591 (15.0)	.787 (20.0)
.0015	MF1206EFR-L-.0015-2.0K-*	.236 (6.0)	1.04 (26.5)	.591 (15.0)	.886 (22.5)
.0022	MF1206EFR-J-.0022-2.0K-*	.236 (6.0)	1.04 (26.5)	.591 (15.0)	.787 (20.0)
.0022	MF1206EFR-L-.0022-2.0K-*	.236 (6.0)	1.04 (26.5)	.591 (15.0)	.886 (22.5)
.0027	MF1206EFR-K-.0027-2.0K-*	.276 (7.0)	1.04 (26.5)	.630 (16.0)	.787 (20.0)
.0027	MF1206EFR-M-.0027-2.0K-*	.276 (7.0)	1.04 (26.5)	.630 (16.0)	.886 (22.5)
.0033	MF1206EFR-K-.0033-2.0K-*	.276 (7.0)	1.04 (26.5)	.630 (16.0)	.787 (20.0)
.0033	MF1206EFR-M-.0033-2.0K-*	.276 (7.0)	1.04 (26.5)	.630 (16.0)	.886 (22.5)
.0039	MF1206EFR-N-.0039-2.0K-*	.335 (8.5)	1.04 (26.5)	.642 (16.3)	.886 (22.5)
.0047	MF1206EFR-N-.0047-2.0K-*	.335 (8.5)	1.04 (26.5)	.642 (16.3)	.886 (22.5)
.0056	MF1206EFR-N-.0056-2.0K-*	.335 (8.5)	1.04 (26.5)	.642 (16.3)	.886 (22.5)
.0068	MF1206EFR-O-.0068-2.0K-*	.394 (10.0)	1.04 (26.5)	.748 (19.0)	.886 (22.5)
.0082	MF1206EFR-O-.0082-2.0K-*	.394 (10.0)	1.04 (26.5)	.748 (19.0)	.886 (22.5)
.01	MF1206EFR-P-.01-2.0K-*	.433 (11.0)	1.26 (32.0)	.787 (20.0)	1.08 (27.5)
.012	MF1206EFR-P-.012-2.0K-*	.433 (11.0)	1.26 (32.0)	.787 (20.0)	1.08 (27.5)
.015	MF1206EFR-Q-.015-2.0K-*	.512 (13.0)	1.26 (32.0)	.866 (22.0)	1.08 (27.5)

* - Please insert appropriate tolerance code